

# Instruction For Use

## Dental Root-Canal Instruments

### Pluggers

Document No:SLT-CE-01-002

Issue date:2021-06-26

Version:D5

<b>Compiled By</b>	Tao Li 
<b>Audited By</b>	Jinsong Zhou 
<b>Approved By</b>	Zhimin Li 
<b>Revision Date</b>	2021-06-26

# Dental Root-Canal Instruments

## Instruction For Use

### Pluggers

**<Product Name 产品名称>** : Dental Root-Canal Instruments 根管器械

**<Type/model 类型/型号>** : Pluggers 垂直加压器

**<Specifications 规格>**: 06, 08, 10, 12, 13, 15, 16, 17, 19, 20, 21, 22, 25, 27, 30, 32, 35, 37, 40, 45, 50, 55, 60, 70, 80, 90, 100, 110, 120, 130, 140;

**<Intended use 预期用途>**

The product is used for vertical filling of root canal filling material.

该产品用于根管填充料的垂直填充。

**<Structure and composition 结构和组成>**

The vertical presser of hand root canal instrument is composed of operating part, handle and rubber pad.

手用根管器械垂直加压器由操作部分，手柄和胶垫组成。

**Main materials 主要材料:**

Operation part: stainless steel or nickel titanium alloy.

操作部分：不锈钢或镍钛合金。

Handle: Plastic PBT or copper alloy.

手柄：塑料 PBT 或者铜合金。

Rubber pad: silica gel.

胶垫：硅胶。

**<Contraindication 禁忌症>**

The product contains nickel or chromium and should not be used in people who are allergic to this metal.

该产品含有镍或铬，不得用于对这种金属过敏的人。

### **<Warning 警告>**

1. This product can only be used by professional dentists;  
本产品只允许专业牙医使用;
2. Ensure that the product is disinfected every time it is used;  
确保每次使用时都要对该产品消毒;
3. Do not use this product for any purpose other than dental treatment and service.  
请勿使用本产品除牙科治疗和服务以外的用途。

### **<Precautions for use 使用注意事项>**

1. For your own safety, please wear personal protective equipment (gloves, glasses, mask);  
为了您自己的安全, 请穿戴个人防护设备(手套, 眼镜, 口罩);
2. Check whether the product is within the specified period of validity before use;  
使用前检查产品是否在规定的有效期;
3. To prevent infection, please disinfect the product with autoclave before use;  
为防止感染, 请在使用前用高压灭菌器对产品进行消毒;
4. This product should be treated as medical waste.  
本产品在处置时应视为医疗垃圾;
5. This product is one-time use and is forbidden to be used twice.  
本产品为一次性使用, 禁止 2 次使用。

### **< Usage and Operation Steps 使用方法及操作步骤>**

1. Place the gum tip in the root canal and select the appropriate vertical pressurizer.  
将牙胶尖放入根管, 然后选择合适规格的垂直加压器;
2. Press the gum tip into the tip of the root canal using a pressurizer.  
使用加压器将牙胶尖压入根管尖端并充填严实。

### **<Cleaning, disinfection and sterilization 清洗、消毒、灭菌>**

1. After unpacking, the root canal file must be sterilized according to the requirements before use. The recommended sterilization method is high temperature and high pressure steam sterilization at 134 °C for 18min;

拆开包装后，根管锉使用前必须按照要求进行灭菌处理后才能使用，推荐灭菌方式高温高压蒸汽灭菌 134℃ ,18min;

2. After use, the root canal file was washed with running water and the residual debris on the file was cleaned with a soft brush;

使用后先将根管锉用流水冲洗同时用软毛刷清洁锉上残留的碎屑;

3. Then, the root canal file was soaked in the solution containing proteolytic enzyme for disinfection;

然后将根管锉浸泡在含蛋白水解酶清洗消毒液中进行消毒;

4. The recommended sterilization method is 134 °C and 18min;

根管锉再次使用时需重新灭菌后方可使用，推荐灭菌方式高温高压蒸汽灭菌 134℃ ,18min;

#### <Product storage conditions 产品储存条件>

1. During transportation and storage, handle with care, do not stack, to prevent damage to packaging materials;

运输存储过程中轻拿轻放，请勿堆叠，防止损坏包装材料;

2. Avoid storage in high temperature, high humidity and direct sunlight, and store the products at room temperature;








避免存放在高温、高湿和阳光直射的地方，产品要在室温下存放;

#### <Validity 有效期>

The product is valid for 5 years.

产品有效期 5 年。

#### <Symbol identification 符号标识>

			
Manufacturer	European representative	Non sterile	See directions for use
制造商	欧盟代表	没有灭菌	见使用说明书
			\

LOT number	Date of manufacture	Validity	\
批号	生产日期	有效期	

**<Version or date 版本或日期>**

The release date of the instructions for use: 2021-06-26.

使用说明书的发布日期：2021-06-26。



SHENZHEN SUPERLINE TECHNOLOGY CO., LTD.

Company Address: Room 302, Nanshan Zhiyuan A4, No.1001 Xueyuan Avenue,  
Changyuan community, Taoyuan Street, Nanshan District, Shenzhen, 518000  
Guangdong, P.R. China

Factory Address: B401 & 501, Haomai Industry Park, No. 2 Rongfeng Road, Jinsha  
Community, Kengzi Street, Pingshan, Shenzhen 518122, Guangdong P.R. China  
Tel: (+86) 755-26016056, 26016156;

Fax: (+86) 755-26016026;

Mail: slt@supline.com.

Web: www.supline.com.

深圳市速航科技发展有限公司

公司地址：深圳市南山区桃源街道长源社区学苑大道1001号南山智园A4栋第3层302房


工厂地址：中国广东省深圳市坪山坑梓街道金沙社区荣峰路2号豪迈工业园B401及501，  
邮编：518122;

电话：(+86) 755-26016056, 26016156;

传真：(+86) 755-26016026;

邮箱：slt@supline.com

网址：www.supline.com



European representative: Wellkang Ltd

Address: The Black Church, St. Mary's Place, Dublin 7, D07 P4AX, Ireland.

Tel: +353(1)4433560

Fax: +353(1)6864856

Web: www.CE-marking.com