

# Instruction For Use

## Dental Root-Canal Instruments

### Engine Files

Document No:SLT-CE-01-002

Issue date:2021-06-26

Version:D5

<b>Compiled By</b>	Tao Li	
<b>Audited By</b>	Jinsong Zhou	
<b>Approved By</b>	Zhimin Li	
<b>Revision Date</b>	2021-06-26	

# Dental Root-Canal Instruments

## Instruction For Use

### Engine Files

机用根管锉使用说明书

**<Product Name 产品名称>** Dental Root-Canal Instruments 根管器械

**<Type/model 类型/型号>** K、H、Reamers、KV2、DH2、KV4、DH4、KV6、DH6、KV-IF、W、SX、S1、S2、F1、F2、F3、F4、F5、X1、X2、X3、X4、X5、D1、D2、D3、V、KC、Z、C、W+、A、GF、CF-HF、MC1、MU、MS30、MS35、MS40、MC2、PRG、PTF、Sun、KM、T、W+ Tunnel、E、XP-3D-F、XP-3D-S、YA Opening、YA04、YA06、YB04、

Master;

**<Specifications 规格>** 06, 08, 10, 12, 13, 15, 16, 17, 19, 20, 21, 22, 25, 27, 30, 32, 35, 37, 40, 45, 50, 55, 60, 70, 80, 90, 100, 110, 120, 130, 140;

**<Intended use 预期用途>**

机用根管锉是牙科修复器械，用于去除牙本质及根管成形，治疗各种牙髓炎，牙髓坏死的根管疾病。该产品和根管马达组合使用。

**<Structure and composition 结构和组成>**

The engine root canal file consists of working part, shank and Stopper.

Main materials

Working part: Stainless Steel or NiTi alloy

The working part of these instruments is made of Stainless Steel or NiTi alloy

Shank : copper alloy

Stopper: silicone rubber

机用根管锉由工作部分，手柄和胶垫组成。

主要材料

工作部分：由不锈钢或镍钛合金制成

手柄：铜合金

胶垫：硅胶

**<Contraindication 禁忌症>**

The product contains Nickel and chromium should not be used for individuals with known allergic sensitivity to this metal.

该产品含有镍和铬，对这两种金属过敏的患者禁用。

#### < **Warning** 警告 >

1. This product can only be used by professional dentists;  
本产品只允许专业牙医使用；
2. Ensure that the product is disinfected every time it is used;  
确保每次使用时都要对该产品消毒；
3. Do not use this product for any purpose other than dental treatment and service.  
请勿使用本产品除牙科治疗和服务以外的用途。

#### < **Precautions for use** 使用注意事项 >

1. For your own safety, please wear personal protective equipment (gloves, glasses, mask);  
为了您自己的安全，请穿戴个人防护设备（手套，眼镜，口罩）；
2. Check whether the product is within the specified period of validity before use;  
使用前检查产品是否在规定的有效期；
3. To prevent infection, please disinfect the product with autoclave before use;  
为防止感染，请在使用前用高压灭菌器对产品进行消毒；
4. Select the most appropriate specification for each case;  
为每种情况选择最合适的规格；
5. The allowable speed range of root canal motor was 250-1000 rpm;  
根管马达允许的转速范围为 250-1000rpm；
6. This product is one-time use and is forbidden to be used twice.  
本产品为一次性使用，禁止 2 次使用。
7. This product should be treated as medical waste.  
本产品在处置时应视为医疗垃圾。

#### < **Usage and Operation Steps** 使用方法及操作步骤 >

1. Open the pulp crown with a diamond needle.

使用金刚砂车针开髓冠部；

2. Explore root canal with 8# or 10# file, use round-trip rotation to enter root canal, use sodium hypochlorite to flush root canal.

使用 8#或 10# 锉探查根管，采用往返旋转方式进入根管，使用次氯酸钠冲洗根管；

3. Use a 15# file to further smooth the root canal and determine the working length.

使用 15#锉进一步通畅根管，然后确定工作长度；

4. A third of the root canal preparation, using an open file to extend the upper part of the root canal 1/3, each downward preparation 1-2 mm so that the root canal mouth open, convenient for subsequent preparation.

根管上 1/3 的预备，使用机用开口锉扩展根管上部 1/3，每次向下预备 1-2mm 使根管口敞开，方便后续预备；

5. Flush again and use a 15# file to clean the shreds to prevent debris from clogging the root canal.

再次冲洗，使用 15#锉清理碎屑，防止碎屑堵塞根管；

6. 20# machine with a file up and down pull, each downward preparation 2-3 mm, cleaning debris gradually prepared to the root tip.

使用 20#机用锉上下提拉，每次向下预备 2-3mm，清理碎屑逐步预备至根尖；

7. Use 25# machine to repair the root canal with a file, so that the root canal smooth, in the preparation process of pre-resistance do not force down, use sodium

hypochlorite to wash the root canal many times, prevent debris to the root tip, resulting in filling failure.

使用 25#机用锉修整根管，使根管顺滑，在预备过程中预阻不要强行向下前进，使用次氯酸钠多次冲洗根管，防止碎屑推向根尖，导致充填失败；

8. For large root canals, select the appropriate size file needle to be prepared in turn to size in turn.

对于大号根管，选择合适规格的锉针依次预备至充填的尺寸。

### **<Cleaning, disinfection and sterilization 清洗、消毒、灭菌>**

1. After unpacking, the root canal file must be sterilized according to the requirements before use. The recommended sterilization method is high temperature and high pressure steam sterilization at 134 °C for 18min;

拆开包装后，根管锉使用前必须按照要求进行灭菌处理后才能使用，推荐灭菌方式高温高压蒸汽灭菌 134℃ ,18min;

2. After use, the root canal file was washed with running water and the residual debris on the file was cleaned with a soft brush;

使用后先将根管锉用流水冲洗同时用软毛刷清洁锉上残留的碎屑;

3. Then, the root canal file was soaked in the solution containing proteolytic enzyme for disinfection;

然后将根管锉浸泡在含蛋白水解酶清洗消毒液中进行消毒;

4. The recommended sterilization method is 134 °C and 18min;

根管锉再次使用时需重新灭菌后方可使用，推荐灭菌方式高温高压蒸汽灭菌 134℃ ,18min;

#### <Product storage conditions 产品储存条件>

1. During transportation and storage, handle with care, do not stack, to prevent damage to packaging materials;

运输存储过程中轻拿轻放，请勿堆叠，防止损坏包装材料;

2. Avoid storage in high temperature, high humidity and direct sunlight, and store the products at room temperature;











避免存放在高温、高湿和阳光直射的地方，产品要在室温下存放;

#### <Validity 有效期>

The product is valid for 5 years.

产品有效期 5 年。

#### <Symbol identification 符号标识>

				
K-file	H-file	Reamers	Non sterile	See directions for use
K 型根管锉	H 型根管锉	扩大锉	没有灭菌	见使用说明书
				
LOT number	Date of manufacture	Validity	Manufacturer	European representative
批号	生产日期	有效期	制造商	欧盟代表

				
Continuous rotation	Recirculation rotation			
连续旋转	往复旋转			

<Version or date 版本和日期>

The release date of the instructions for use 2021-06-26.

使用说明的发布日期：2021-06-26。



SHENZHEN SUPERLINE TECHNOLOGY CO., LTD.

Company Address: Room 302, Nanshan Zhiyuan A4, No.1001 Xueyuan Avenue,  
Changyuan community, Taoyuan Street, Nanshan District, Shenzhen, 518000  
Guangdong, P.R.China

Factory Address: B401 & 501, Haomai Industry Park, No. 2 Rongfeng Road, Jinsha  
Community, Kengzi Street, Pingshan, Shenzhen 518122, Guangdong P.R. China

Tel: (+86) 755-26016056, 26016156;

Fax: (+86) 755-26016026;

Mail: slt@supline.com.

Web: www.supline.com.

深圳市速航科技发展有限公司

公司地址：深圳市南山区桃源街道长源社区学苑大道1001号南山智园A4栋第3层302房

工厂地址：中国广东省深圳市坪山坑梓街道金沙社区荣峰路2号豪迈工业园B401及501，邮编：518122;

电话：(+86) 755-26016056, 26016156;

传真：(+86) 755-26016026;

邮箱：slt@supline.com

网址：www.supline.com



European representative: Wellkang Ltd

Address: The Black Church, St. Mary's Place, Dublin 7, D07 P4AX, Ireland.

Tel: +353(1)4433560

Fax: +353(1)6864856

Web: www.CE-marking.com