

# Instruction For Use

## Dental Root-Canal Instruments

### Spreaders

Document No:SLT-CE-01-002

Issue date:2021-06-26

Version:D5

<b>Compiled By</b>	Tao Li	
<b>Audited By</b>	Jinsong Zhou	
<b>Approved By</b>	Zhimin Li	
<b>Revision Date</b>	2021-06-26	

# Dental Root-Canal Instruments

## Instruction For Use Spreaders

**<Product Name 产品名称>** : Dental Root-Canal Instruments 根管器械

**<Type/model 类型/型号>** : Spreaders 侧方加压器

**<Specifications 规格>**: 06, 08, 10, 12, 13, 15, 16, 17, 19, 20, 21, 22, 25, 27, 30, 32, 35, 37, 40, 45, 50, 55, 60, 70, 80, 90, 100, 110, 120, 130, 140;

### **<Intended use 预期用途>**

This product is used for lateral filling of root canal filler material.

该产品用于根管填充料的侧方填充。

### **<Structure and composition 结构和组成>**

The vertical presser of hand root canal instrument is composed of operating part, handle and rubber pad.

手用根管器械侧方加压器由操作部分，手柄和胶垫组成。

**Main materials 主要材料:**

Operation part: stainless steel or nickel titanium alloy.

操作部分：不锈钢或镍钛合金。

Handle: Plastic PBT or copper alloy.

手柄：塑料 PBT 或者铜合金。

Rubber pad: silica gel.

胶垫：硅胶。

### **<Contraindication 禁忌症>**

The product contains nickel or chromium and should not be used in people who are allergic to this metal.

该产品含有镍或铬，不得用于对这种金属过敏的人。

### **<Warning 警告>**

1. This product can only be used by professional dentists;  
本产品只允许专业牙医使用；
2. Ensure that the product is disinfected every time it is used;  
确保每次使用时都要对该产品消毒；
3. Do not use this product for any purpose other than dental treatment and service.  
请勿使用本产品除牙科治疗和服务以外的用途。

### **<Precautions for use 使用注意事项>**

1. For your own safety, please wear personal protective equipment (gloves, glasses, mask);  
为了您自己的安全，请穿戴个人防护设备（手套，眼镜，口罩）；
2. Check whether the product is within the specified period of validity before use;  
使用前检查产品是否在规定的有效期；
3. To prevent infection, please disinfect the product with autoclave before use;  
为防止感染，请在使用前用高压灭菌器对产品进行消毒；
4. This product should be treated as medical waste.  
本产品在处置时应视为医疗垃圾；
5. This product is one-time use and is forbidden to be used twice.  
本产品为一次性使用，禁止 2 次使用。

### **< Usage and Operation Steps 使用方法及操作步骤>**

1. Place the gum tip in the root canal, then select the appropriate size of the lateral pressurizer.  
将牙胶尖放入根管，然后选择合适规格的侧方加压器；
2. Pressing the gum tip into the root canal tip and filling it with a lateral pressurizer.  
使用侧方加压器将牙胶尖压入根管尖端并充填严实。

### **<Cleaning, disinfection and sterilization 清洗、消毒、灭菌>**

1. After unpacking, the root canal file must be sterilized according to the requirements before use. The recommended sterilization method is high temperature and high pressure steam sterilization at 134 °C for 18min;

拆开包装后，根管锉使用前必须按照要求进行灭菌处理后才能使用，推荐灭菌方式高温高压蒸汽灭菌 134℃ ,18min;

2. After use, the root canal file was washed with running water and the residual debris on the file was cleaned with a soft brush;

使用后先将根管锉用流水冲洗同时用软毛刷清洁锉上残留的碎屑;

3. Then, the root canal file was soaked in the solution containing proteolytic enzyme for disinfection;

然后将根管锉浸泡在含蛋白水解酶清洗消毒液中进行消毒;

4. The recommended sterilization method is 134 °C and 18min;

根管锉再次使用时需重新灭菌后方可使用，推荐灭菌方式高温高压蒸汽灭菌 134℃ ,18min;

#### <Product storage conditions 产品储存条件>

1. During transportation and storage, handle with care, do not stack, to prevent damage to packaging materials;

运输存储过程中轻拿轻放，请勿堆叠，防止损坏包装材料;

2. Avoid storage in high temperature, high humidity and direct sunlight, and store the products at room temperature;








避免存放在高温、高湿和阳光直射的地方，产品要在室温下存放;

#### <Validity 有效期>

The product is valid for 5 years.

产品有效期 5 年。

#### <Symbol identification 符号标识>

			
Manufacturer	European representative	Non sterile	See directions for use
制造商	欧盟代表	没有灭菌	见使用说明书
			\

LOT number	Date of manufacture	Validity	\
批号	生产日期	有效期	

**<Version or date 版本或日期>**

The release date of the instructions for use: 2021-06-26

使用说明书的发布日期：2021-06-26。



SHENZHEN SUPERLINE TECHNOLOGY CO., LTD.

Company Address: Room 302, Nanshan Zhiyuan A4, No.1001 Xueyuan Avenue,  
Changyuan community, Taoyuan Street, Nanshan District, Shenzhen, 518000  
Guangdong, P.R. China

Factory Address: B401 & 501, Haomai Industry Park, No. 2 Rongfeng Road, Jinsha  
Community, Kengzi Street, Pingshan, Shenzhen 518122, Guangdong P.R. China

Tel: (+86) 755-26016056, 26016156;

Fax: (+86) 755-26016026;

Mail: slt@supline.com.

Web: www.supline.com.

深圳市速航科技发展有限公司

公司地址：深圳市南山区桃源街道长源社区学苑大道1001号南山智园A4栋第3层302房


工厂地址：中国广东省深圳市坪山坑梓街道金沙社区荣峰路2号豪迈工业园 B401 及 501，  
邮编：518122；

电话：(+86) 755-26016056, 26016156；

传真：(+86) 755-26016026；

邮箱：slt@supline.com

网址：www.supline.com



European representative: Wellkang Ltd

Address: The Black Church, St. Mary's Place, Dublin 7, D07 P4AX, Ireland.

Tel: +353(1)4433560

Fax: +353(1)6864856

Web: www.CE-marking.com