

# Instruction For Use

## Dental Root-Canal Instruments

### Enlargers

Document No:SLT-CE-01-002

Issue date:2021-06-26

Version:D5

<b>Compiled By</b>	Tao Li	
<b>Audited By</b>	Jinsong Zhou	
<b>Approved By</b>	Zhimin Li	
<b>Revision Date</b>	2021-06-26	

# Dental Root-Canal Instruments

## Instruction For Use Enlargers

**<Product Name 产品名称>** : Dental Root-Canal Instruments 根管器械

**<Type/model 类型/型号>** : Gates Drills , Peeso Reamers G 钻, P 钻

**<Specifications 规格>**: 1, 2, 3, 4, 5, 6;

### **<Intended use 预期用途>**

The product is an auxiliary tool for endodontic treatment, which is suitable for expanding the root canal orifice in the treatment of Stomatology.

该产品为牙髓病治疗用辅助工具，适用于口腔科治疗时扩大根管口。

### **<Structure and composition 结构和组成>**

The product is composed of an operating part and a handle, which is connected to the root canal motor and rotated to expand the root canal orifice.

该产品由操作部分和柄两部分组成，通过连接到根管马达上，旋转来扩大根管口。

Main materials: stainless steel

主要材料：不锈钢。

### **<Contraindication 禁忌症>**

The product contains nickel or chromium and should not be used in people who are allergic to this metal.

该产品含有镍或铬，不得用于对这种金属过敏的人。

### **<Warning 警告>**

1. This product can only be used by professional dentists;  
本产品只允许专业牙医使用；
2. Ensure that the product is disinfected every time it is used;  
确保每次使用时都要对该产品消毒；

3. Do not use this product for any purpose other than dental treatment and service.  
请勿使用本产品除牙科治疗和服务以外的用途。

#### **<Precautions for use 使用注意事项>**

1. For your own safety, please wear personal protective equipment (gloves, glasses, mask);  
为了您自己的安全, 请穿戴个人防护设备 (手套, 眼镜, 口罩);
2. Check whether the product is within the specified period of validity before use;  
使用前检查产品是否在规定的有效期;
3. To prevent infection, please disinfect the product with autoclave before use;  
为防止感染, 请在使用前用高压灭菌器对产品进行消毒;
4. Select the most appropriate specification for each case;  
为每种情况选择最合适的规格;
5. The allowable speed range of root canal motor was 250-1000 rpm;  
根管马达允许的转速范围为 250-1000rpm;
6. This product is one-time use and is forbidden to be used twice.  
本产品为一次性使用, 禁止 2 次使用。
7. This product should be treated as medical waste.  
本产品在处置时应视为医疗垃圾。

#### **<Steps of use 使用步骤>**

Gates Drills: install the Gates drills on the root canal motor, adjust the appropriate rotation speed and insert it into the root canal. Carefully lift and pull along the outer edge and side wall of the root canal orifice, increase gradually from small to large, and gradually enlarge the root canal orifice, so that the subsequent instruments and flushing fluid can enter the root canal more easily; pay attention to the insertion depth not exceeding the straight-line part of the root canal.

G 钻: 将 G 钻安装在根管马达上, 调节合适的转速后插入根管内, 沿着根管口外缘和侧壁小心提拉, 由小向大号递增, 逐渐扩大根管口, 让后续的器械和冲洗液比较容易进入根管; 注意插入深度不要超出根管的直线部分。

Peeso Reamers: it is mainly used for preparation of 1 / 3 crown of root canal, taking out filling material and preparing post. When preparing the pile way, the length should be measured before the preparation; when preparing the pile way, it should be increased from small to large until the appropriate Peeso Reamers is selected to prepare to the specified depth.

P 钻：主要用于根管的冠部 1/3 段的预备，取出根管内充填材料和桩道预备。在预备桩道的时候，在预备之前要测量长度；预备桩道时，需要由小向大号递增，直到选择适合的 P 钻预备到规定测量的深度即可。

### **<Cleaning, disinfection and sterilization 清洗、消毒、灭菌>**

1. After unpacking, the product must be sterilized according to the requirements before use. The recommended sterilization method is high temperature and high pressure steam sterilization at 134 °C for 18min;

拆开包装后，产品使用前必须按照要求进行灭菌处理后才能使用，推荐灭菌方式高温高压蒸汽灭菌 134℃ ,18min;

2. After use, the product was washed with running water and the residual debris on the file was cleaned with a soft brush;

使用后先将产品用流水冲洗同时用软毛刷清洁锉上残留的碎屑；

3. Then, the product was soaked in the solution containing proteolytic enzyme for disinfection;

然后将产品浸泡在含蛋白水解酶清洗消毒液中进行消毒；

4. The product should be re sterilized before use, the recommended sterilization method is 134 °C and 18min;

产品再次使用时需重新灭菌后方可使用，推荐灭菌方式高温高压蒸汽灭菌 134℃ ,18min;

### **<Product storage conditions 产品储存条件>**

1. During transportation and storage, handle with care, do not stack, to prevent damage to packaging materials;

运输存储过程中轻拿轻放，请勿堆叠，防止损坏包装材料；

2. Avoid storage in high temperature, high humidity and direct sunlight, and store the products at room temperature;






避免存放在高温、高湿和阳光直射的地方，产品要在室温下存放；

### <Validity 有效期>

The product is valid for 5 years.

产品有效期 5 年。

### <Symbol identification 符号标识>

				
Gates Drills	Peeso Reamers	LOT number	See directions for use	Non sterile
G 钻	P 钻	批号	见使用说明书	没有灭菌
				
Date of manufacture	Validity	Manufacturer	European representative	
生产日期	有效期	制造商	欧盟代表	

### <Version or date 版本或日期>

The release date of the instructions for use:2021-06-26.

使用说明书的发布日期：2021-06-26。



SHENZHEN SUPERLINE TECHNOLOGY CO., LTD.

Company Address:Room 302, Nanshan Zhiyuan A4, No.1001 Xueyuan Avenue,  
Changyuan community, Taoyuan Street, Nanshan District, Shenzhen, 518000  
Guangdong,P.R.China

Factory Address: B401 & 501, Haomai Industry Park, No. 2 Rongfeng Road, Jinsha  
Community, Kengzi Street,Pingshan, Shenzhen 518122,Guangdong P.R. China

Tel: (+86) 755-26016056, 26016156;

Fax: (+86) 755-26016026;

Mail: slt@supline.com.


Web:www.supline.com.

深圳市速航科技发展有限公司

公司地址：深圳市南山区桃源街道长源社区学苑大道1001号南山智园A4栋第3层302房

工厂地址: 中国广东省深圳市坪山坑梓街道金沙社区荣峰路2号豪迈工业园 B401 及 501  
， 邮编：518122;

电话:(+86) 755-26016056, 26016156;  
传真:(+86) 755-26016026;  
邮箱:slt@supline.com  
网址:www.supline.com



European representative: Wellkang Ltd

Address: The Black Church, St. Mary's Place, Dublin 7, D07 P4AX, Ireland.

Tel: +353(1)4433560

Fax: +353(1)6864856

Web: www.CE-marking.com